
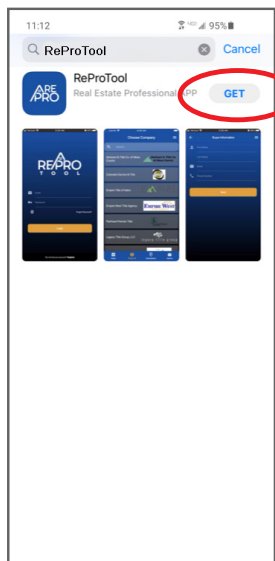



How to use ReProTool for iPhone




In your App Store
search "ReProTool" (no spaces)



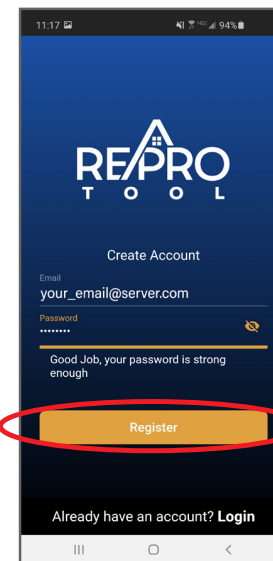
Once you have found the app
click "Get"



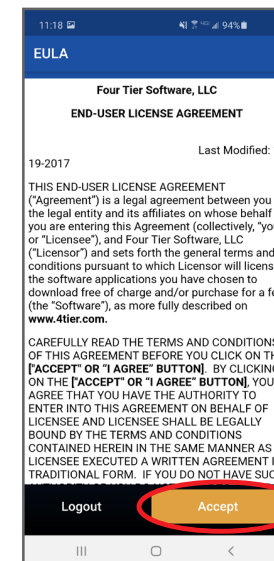
After the App has downloaded
click "Open"



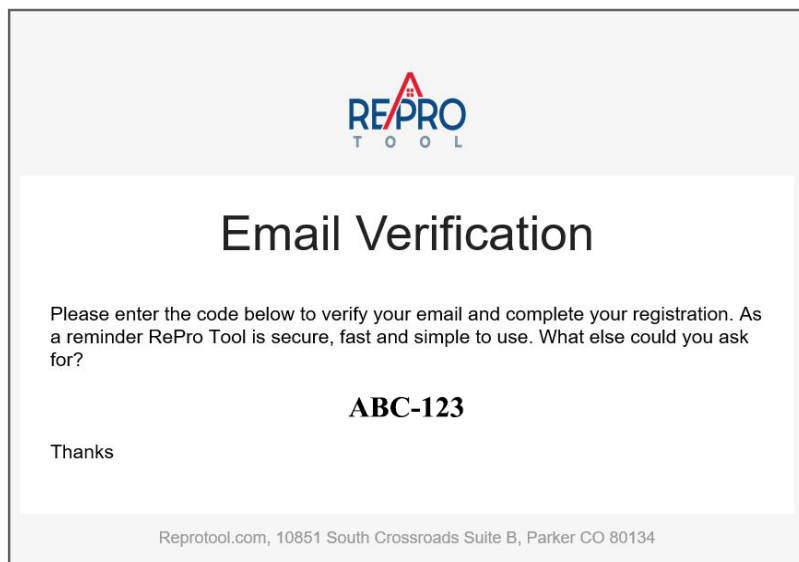
Once the app opens
you will need to register.
Scroll down if needed
click "Register" to proceed



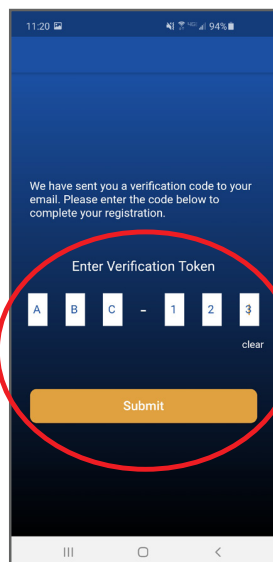
Enter your email address
and a password
then click "Register"



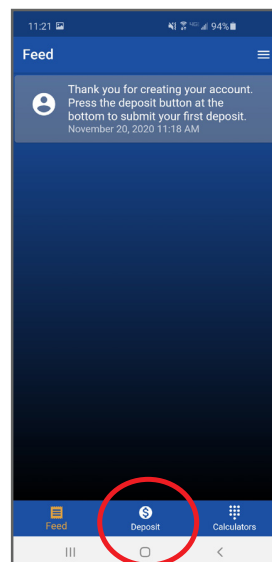
The license agreement will need
to be read and accepted
to continue



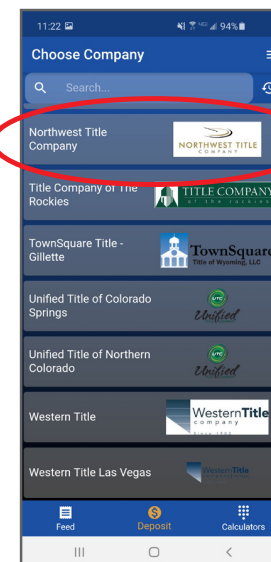
Once you have accepted the license agreement, you will be emailed a verification code.
Please check your email for this code.
If your email verification code is not immediately received, please use an alternate email address.



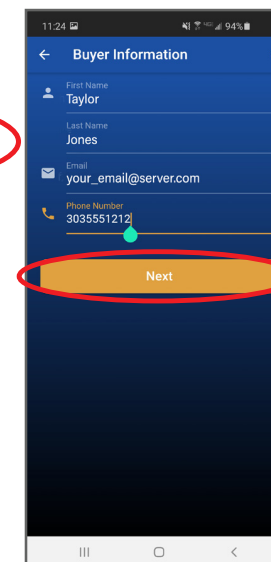
Return to the app to enter
the code, and click the
"Submit" button



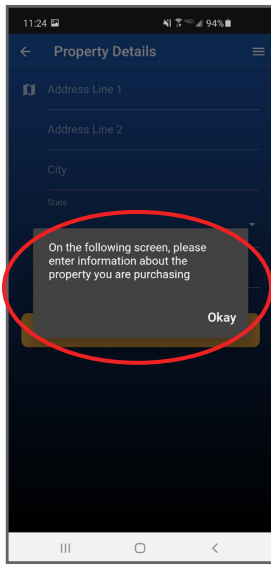
Click the "Deposit" icon



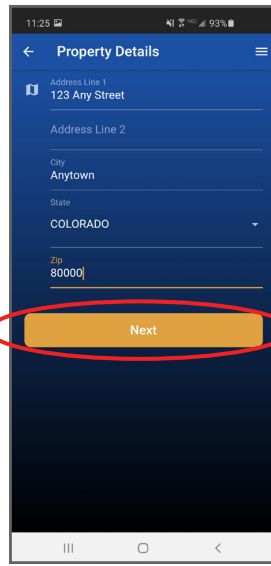
A list of title companies will
appear, scroll down until you see
"Northwest Title Company"
Click to proceed




Please enter the buyers name,
email, and phone number
then click "Next"



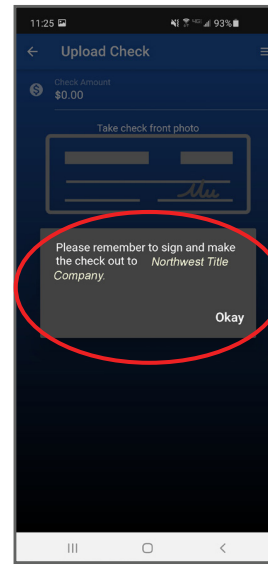
A screen will appear to remind you that the address is for the **property being purchased** click "Okay" to proceed



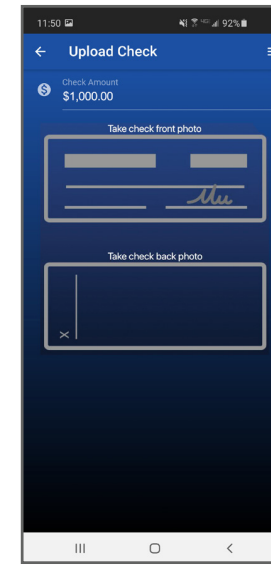
Please enter the address for the **property being purchased** then click "Next"



You may enter additional information in the comments to expedite the matching of your deposit with your escrow file.



Please remember to fill out the check completely, and make it payable to "Northwest Title Company"



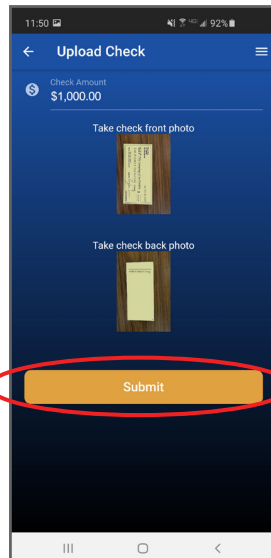
Enter check amount at top. Tap top box for front of check; tap bottom box for back of check. ReProTool may ask for access to your camera, Click OK




Center the check in the box and using the circle-like icon take a picture of the check. Be sure to have a solid or contrasting background behind the check.



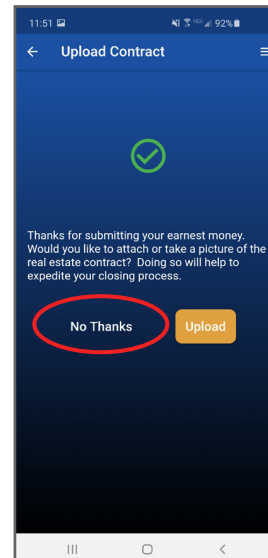
On the back of the check, under the signature line, please write **"Mobile Deposit Only"** Use the circle-like icon take a picture of the back of the check



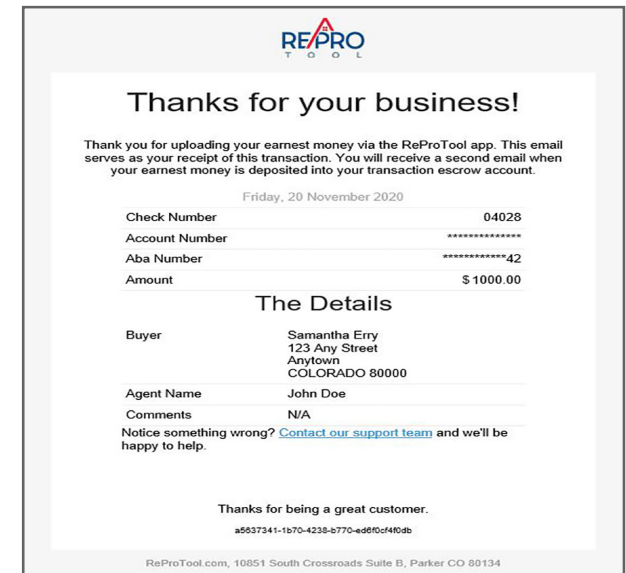
When you have taken a pic of both sides of the check click "Submit"



If Submit button is not visible, click the back arrow. Then on the Optional Information screen, click Next. The "Submit" button should now be available.



Click "No Thanks" your Broker will send a copy of the purchase contract to us.



The system will send you a confirmation email regarding your Earnest Money Deposit. This may take 5-10 minutes to process.

Affiliate Offices

Glenwood Springs
(970) 945-1169
Willits
(970) 366-4111

Aspen
(970) 925-3577
Grand Lake
(970) 627-0400
Winter Park
(970) 726-8077

Breckenridge
(970) 453-6120
Leadville
(719) 486-2688

Eagle
(970) 328-5266
Rifle
(970) 625-5426

Edwards
(970) 926-0230
Steamboat
(970) 879-2980

Frisco
(970) 668-3558
Vail
(970) 479-6010

www.TitleCoRockies.com